



2018 Membership Application

- General Contractor
 Subcontractor
 Supplier
 Associate
 Industry Design Professional
 DBE
 MBE
 SBE
 WBE

Rocky Mountain Chapter

Primary reason for joining ABCRCM: _____

Member Sponsor: _____ Company: _____

Category Descriptions

Associate: Companies supporting the industry by providing professional type services, but who are not involved in providing "construction type labor" on construction projects or project maintenance.

Supplier: A member who is directly involved in supplying materials or equipment to projects but does not provide on-site construction type labor.

Contractor/Subcontractor: Any member "who is directly involved on-site by providing labor as a contractor or subcontractor to construction projects" or "providing construction type labor" on project maintenance.

Investment Schedule

Associate

No. of Employees	Investment
<input type="checkbox"/> 1 to 5 employees	\$1,432
<input type="checkbox"/> 6 to 15 employees	\$1,807
<input type="checkbox"/> 16 plus employees	\$2,082

Supplier

No. of Employees	Investment
<input type="checkbox"/> 1 to 5 employees	\$1,432
<input type="checkbox"/> 6 to 15 employees	\$1,807
<input type="checkbox"/> 16 plus employees	\$2,082

Industry/Design Professional

	Investment
<input type="checkbox"/> Architects/Engineers	\$897

General Contractors & Subcontractors

2017 Volume	Investment
<input type="checkbox"/> Start-Up Contractor	\$829
<input type="checkbox"/> Zero - 299 K	\$1,156
<input type="checkbox"/> 300 - 499 K	\$1,441
<input type="checkbox"/> 500 - 749 K	\$1,819
<input type="checkbox"/> 750 - 999 K	\$2,174
<input type="checkbox"/> 1 - 2 million	\$2,933
<input type="checkbox"/> 2 - 3 million	\$3,433
<input type="checkbox"/> 3 - 4.5 million	\$3,929
<input type="checkbox"/> 4.5 - 6 million	\$4,484
<input type="checkbox"/> 6 - 8 million	\$4,904
<input type="checkbox"/> 8 - 10 million	\$5,444
<input type="checkbox"/> 10 - 15 million	\$5,839
<input type="checkbox"/> 15 - 20 million	\$6,304
<input type="checkbox"/> 20 - 30 million	\$6,693
<input type="checkbox"/> 30 - 50 million	\$8,053
<input type="checkbox"/> 50 - 100 million	\$9,069
<input type="checkbox"/> 100 - 250 million	\$9,589
<input type="checkbox"/> Over 250 million	\$10,480

Company _____

Phone _____ Fax _____

Mailing Address _____

Physical Address _____

Website _____

Directory Information (up to four people may be listed)

Primary Contact _____

Title _____

Phone _____ Ext. _____

Email _____

Fin./Acctg. Contact _____

Title _____

Phone _____ Ext. _____

Email _____

Events Contact _____

Title _____

Phone _____ Ext. _____

Email _____

Mktg./Bus. Dev. Contact _____

Title _____

Phone _____ Ext. _____

Email _____

Safety Contact _____

Title _____

Phone _____ Ext. _____

Email _____

Young Professionals Distribution List

Contact _____ Phone _____ ext. _____





Title _____ Email _____

Become Involved With the ABC Rocky Mountain Chapter

Please let us know if you or any of your employees are interested in participating on our committees. We encourage member participation! Please check appropriate box(es) below and add who is interested.

Golf _____	Northern Colorado _____
Government/Politics _____	Workforce Development _____
Events Taskforce _____	Education & Training Development _____
Southern Colorado _____	Safety _____

Where can we connect with you?

 _____	 _____
 _____	 _____

Company Description (50 words or less) _____

CSI Code/s: _____

By paying the above membership dues, your company automatically becomes a member of ABC National (at no additional cost), so you will receive benefits and information from the National office in Washington, D.C. ABC membership dues are based on fiscal year ending the previous calendar year and are due in full upon joining. For companies that join in February or later, a credit toward dues will be issued with the first membership renewal billing.

Method of Payment: Check Visa MasterCard AMEX **Exp. Date** _____ **CVV** _____

Account # _____ Cardholder (print) _____

Signature _____ Title _____ Date _____

We understand that our investment payment includes a \$42 annual subscription fee to the ABC National *Construction Executive* and a \$21 subscription fee to the chapter's *Merit Builder* quarterly magazine. Please note that approximately 10% of national dues are deposited into the Construction Legal Rights Foundation. NOTE: ABC dues are not deductible as a charitable contribution for Federal income tax purposes but may be partially deductible as a business expense. ABC estimates that for 2018, 27% of your dues are not deductible as they are related to lobbying activities on behalf of its members.

OFFICE USE		
2150.1	Deferred New (Contractors)	\$ _____
2150.2	Deferred New (Assoc./Suppliers)	\$ _____
2159	National Dues	\$ _____
4010.1	New Dues (Contractors)	\$ _____
4010.11	New Dues (Assoc./Suppliers)	\$ _____
4010.3	Initiation	\$ _____
TOTAL		\$ _____

Associated Builders and Contractors, Rocky Mountain Chapter

Champion for the Industry; Powered by the Strength of Many, Acting as One.

2267 W Yale Avenue, Englewood, Co 80110 • (PH) 303-832-5812 • (FAX) 303-832-5813 • Website: www.abcrmc.org

Follow us on Social Media!

